

WE ARE GEODRILL

TSX: GEO

OTCQX: GEODF




GEODRILL®

LD Micro
Main Event
October 20, 2025 1

FORWARD LOOKING STATEMENTS

This presentation contains “forward-looking information” and “financial outlook” within the meaning of applicable Canadian securities laws and may contain forward looking information attributed to third party industry sources. These statements and information are predictions only and represent Geodrill’s expectations as of the date of this presentation and Geodrill does not undertake any obligation to update the forward looking information or financial outlook to reflect new information, subsequent events or otherwise. By their nature, forward looking information and financial outlook involve numerous assumptions, known and unknown risks and uncertainties, both general and specific, that contribute to the possibility that the predictions, forecasts, and projections made will not occur and actual events or results may differ materially from such predictions, forecasts, and projections. Undue reliance should not be placed on such information as there can be no assurance that the plans, intentions or expectations upon which they are based will occur.

Forward-looking information is also based upon the assumption that none of the identified risk factors that could cause actual results to differ materially from the forward-looking information will occur. Accordingly, specific reference should be made to the risk factors described in the Annual Financial Statements available on SEDAR.



HARD CORE MINERAL DRILLERS

25 years of exploration
drilling and operational
excellence

**Consistent,
recurring revenue
from top-tier mining clients**

**Strong Profitability
Growth bolstered by rig
fleet**

**Innovative &
Founder-led drives
strong alignment with
investors**

Industry Boom - Mineral Drilling 101



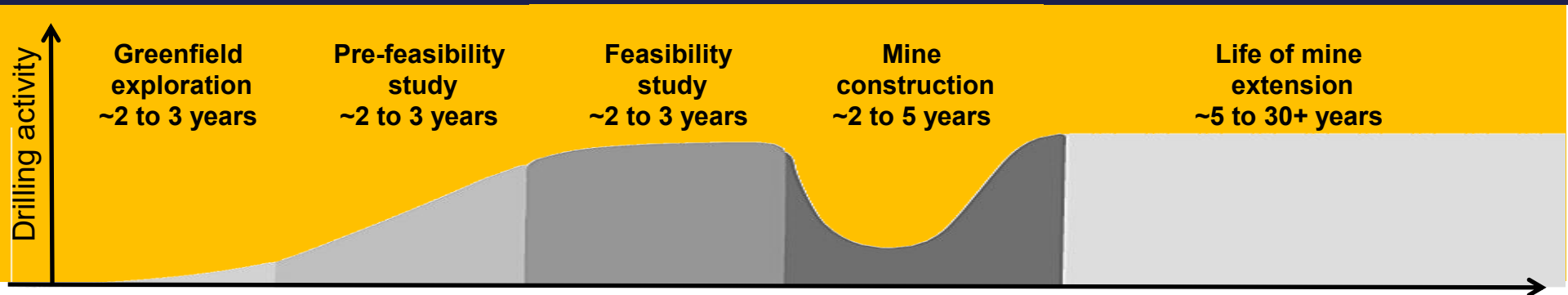
Discovery
Drilling
\$2-\$5M



In-fill Drilling
for Resource Modeling
\$10-\$25M



Mine Drilling
De-risking & Resource Expansion
\$10-\$25M Annually



Depletion of existing mineral reserves and high commodity prices drives exploration drilling demand

Gold Momentum Fuels Drilling Activity

“Gold’s 54% rally, this year marks its most powerful advance since the late 1970s.”

**GOLD
\$4200**

As of October 15, 2025



Keep it Turning - Keep it Earning

OUR BUSINESS MODEL SETS US APART FROM THE INDUSTRY



HIGH PERFORMANCE RIG FLEET & STATE-OF-THE-ART FACILITY

- High performance rigs drive operation value and revenue
- Network of maintenance support facilities ensure operational efficiency
- Our expertise is rooted in drilling excellence

TIER-1 CUSTOMERS WITH WORLD CLASS PROJECTS & GEOGRAPHIC DIVERSIFICATION

- Long-term contracts drives revenue visibility and recurring
- We operate in growth jurisdictions where the opportunity lies

Strong Portfolio of Senior Customers Drives Revenue



Expanded Global Presence:
Geodrill operates across **TWO** continents and **SIX** countries

Tier-1 Client Base:
Majority of revenue coming from **long-term contracts** with established **SENIOR** mining clients

Top Customers:



We Invested in the Cycle

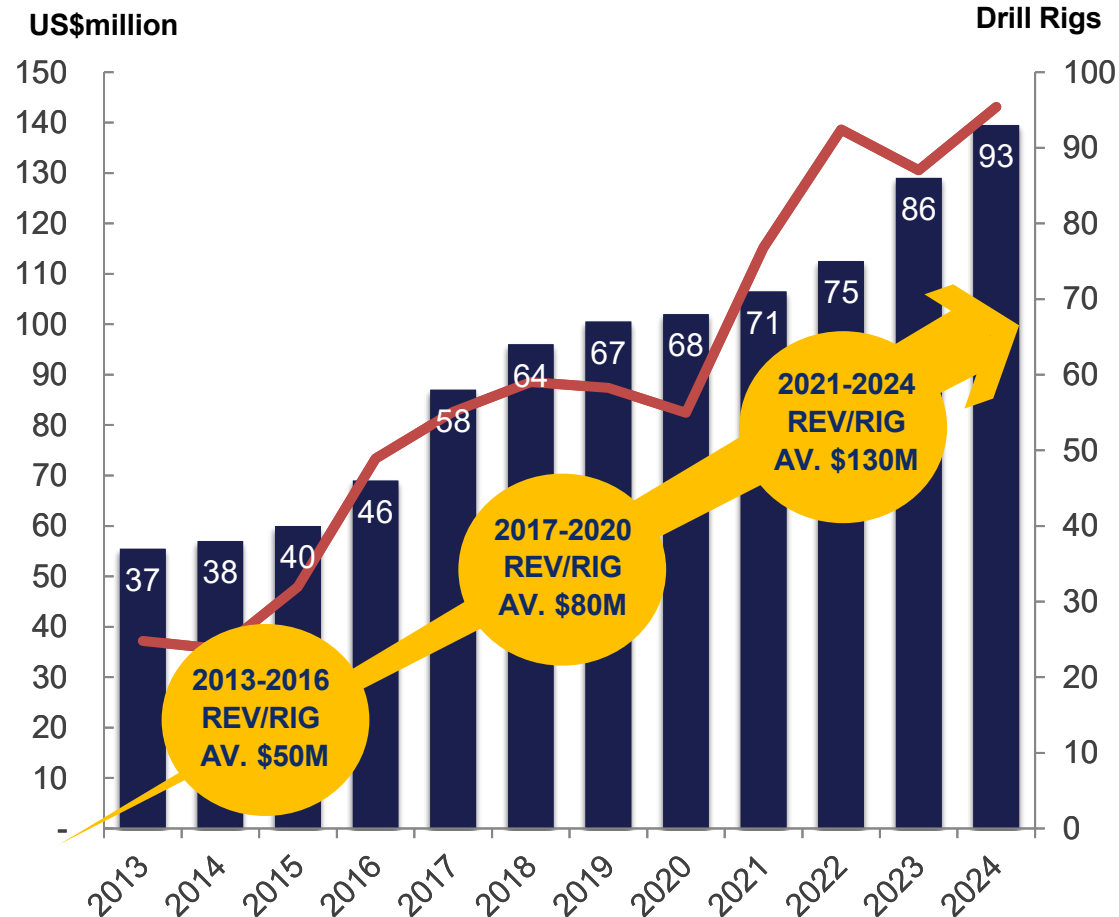
High Demand: demand for rigs driven by depletion of existing mineral reserves and high commodity prices

Revenue Growth Drive: Over 12 years we caulked three distinct 4-year revenue growth periods: \$50M, \$80M, and \$130M

Strong Correlation: rig count has grown consistently, showing a strong correlation with revenue growth

Profitability: Each new rig adds averagely an additional \$1.5M in revenue, delivering 19% ROCE and ROE 10%.

Consistently Delivers a High Return on Capital Employed



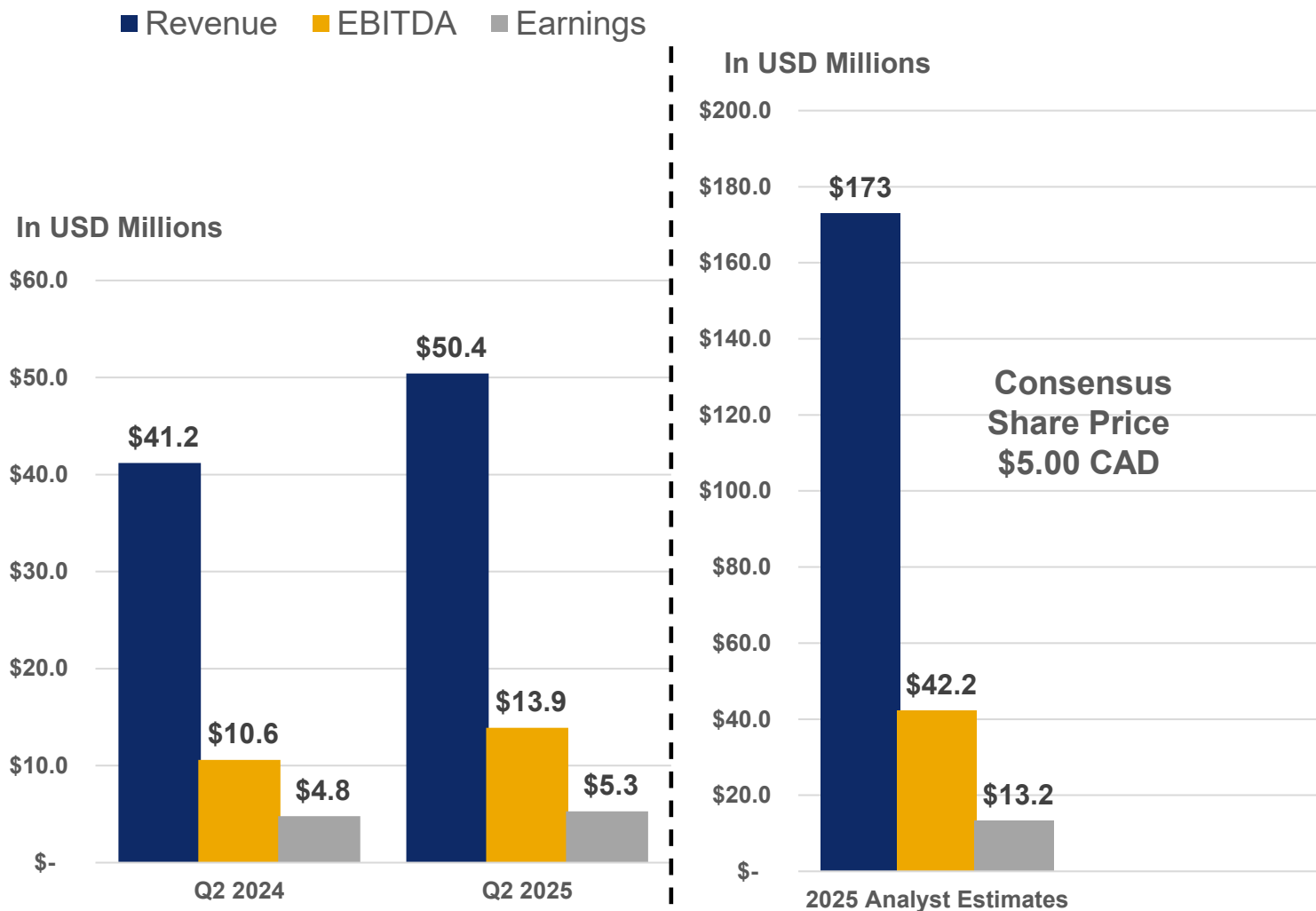
Quarterly Performance Highlights

As of June 30, 2025

22%
Revenue
growth YoY

31%
EBITDA
increase YoY

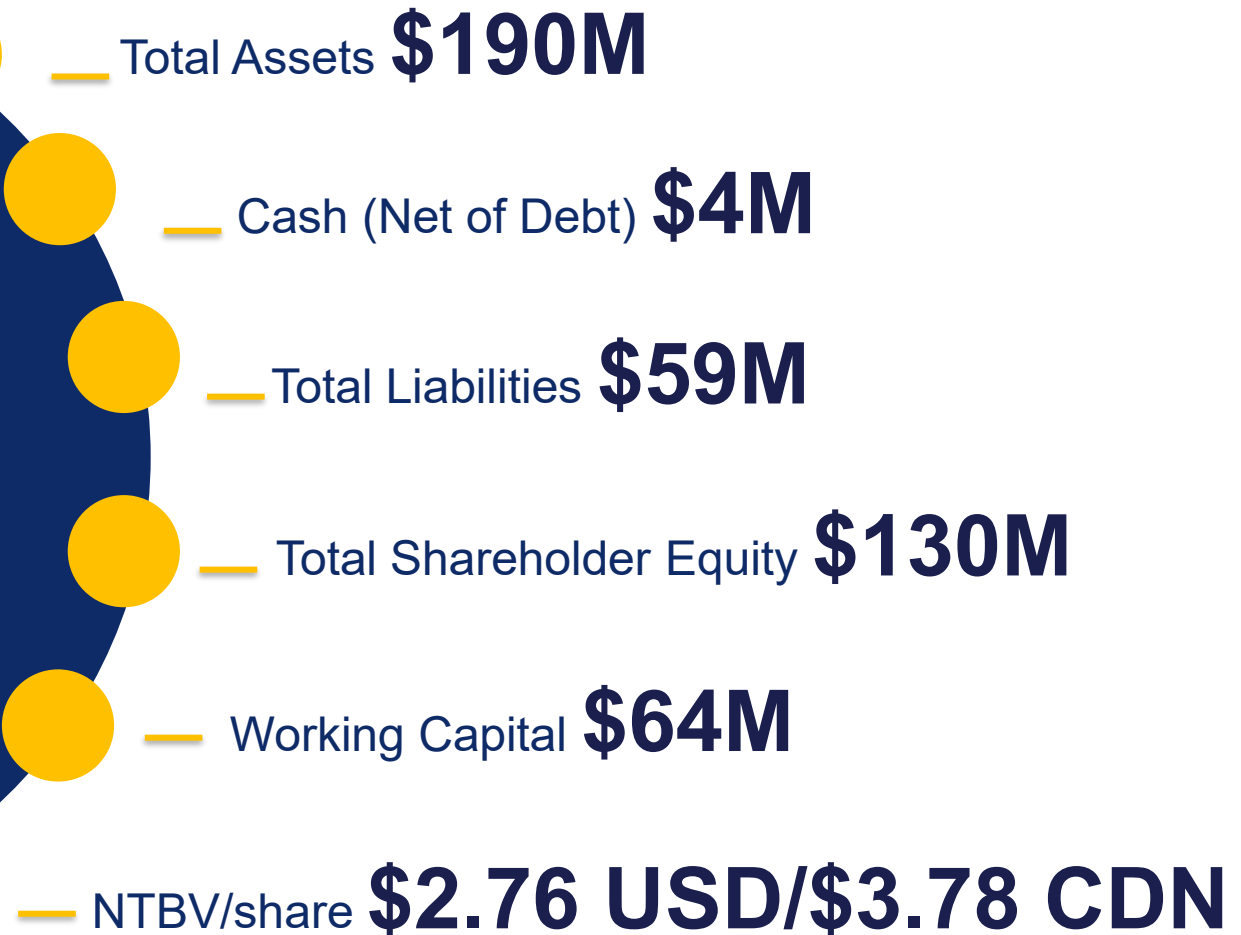
10%
Earnings
increase YoY



Snapshot of Financial Strength

in USD
June 30, 2025

Strong
Balance
Sheet



Geodrill is Poised for Outperformance

Compelling Valuation

Macro tailwinds drives unmatched rig utilization

Elevated commodity prices fueling exploration drilling

Undervalued vs. Peers

On an EV/EBITDA basis trading at 3.0x vs peers 3.8x average

Strong fundamentals

Highest industry metrics supported by strong drilling demand

Share price appreciation

Supported by growing rig count

Upside potential

Drilling demand strengthens pricing power

Why Own Geodrill

- 1 Established High-Quality Business:**
Investing in a well-established, cash-generating business with a strong financial foundation and significant upside potential that trades at **discounted multiples**
- 2 Commodity Tailwind:**
Positioned to benefit from the **commodity tailwind** and investing in a business that is essential to the mining supply chain provides torque to the stock
- 3 Sustainable Long-Term Performance:**
Expanding market presence, long term contracts and strong gold price supports long term sustainable growth and ability to drive shareholder value

WE ARE GEODRILL

TSX: GEO

OTCQX: GEODF



GEODRILL

LD Micro
Main Event
October 20, 2025 13